


About West Marine

- Careers at West Marine
- Company History
- Conserving the Environment
- Grants & Sponsorships
- Press Room
- Join Our Affiliate Program!
- Green Product Winner

Green Product of the Year



See it in action!



West Marine is pleased to award the Black Tip Catch & Release Recompression Tool the grand prize for the second annual *Green Product of the Year* contest. The \$10,000 prize goes to the product's inventor, retired Alaska charter fisherman, Ace Callaway.

The panel of judges made their selection based on effectiveness, cost-competitiveness, environmental impact, degree of innovation, verification of claims and compliance with official rules.

Designed to reduce the effects of barotrauma on deep-water fish, the Black Tip Catch & Release Recompression Tool is a simple-yet-effective tool that works on any fish species in both fresh and saltwater. The device simply clamps onto the fish's jaw until it hits bottom, automatically releasing the fish at adequate depth for recovery. It can be lowered and recovered using a hand line, standard downrigger or large rod and reel combo, along with a lead weight supplied by the angler.

"The Black Tip Catch & Release Recompression Tool addresses a real problem, in a way that is simple, effective and affordable," said Dr. Randy Kochevar, a marine biologist at Stanford University. "Using this innovative tool, any fisherman can make sure that a fish returned to the wild has the best possible chance of survival."

This annual competition is open to manufacturers, distributors and/or inventors of boating products throughout the United States.



Captain Ace Callaway
Inventor/Retired Charter Captain

[Check out his website! \(→\)](#)

Black Tip
Catch & Release
Recompression Tool

[View Product Details \(→\)](#)

Check out more innovative products for 2011

[\[→\]](#)

© West Marine All Rights Reserved | [Site Map](#) p-wcsapp01.westmarine.net

Products by: Title, Category, Manufacturer, Part No, Price | Categories by: Title, Manufacturer, Price | Popular Items by: Our Choices, Title, Price | Topsellers by: Popularity, Favorites, Title, Price, Part No | Promotions by: Popularity, Favorites, Title, Price, Part No | Equipment by: Name, Type, Brand, Model, Cost | Top Picks by: Popularity, Name, Cost | Marine by: Item, Usage, Builder, Code, Outlay | Best Choices by: Equipment, Item, Boat | Catalogs: Annual Catalog, Fishing Catalog, Apparel Catalog, Sailing Catalog | Port Supply

ADVANTAGES

- Gets fish back to its habitat fast.
- Re-pressurises the fish to lessen the effects of barotrauma.
- Reduces predation through decrease surface and mid water exposure time.

FISH HANDLING

- Keep fish out of water for a minimum time possible.
- Work fast but without haste.
- Always use wet hands or a wet cloth.
- Place fish on a wet surface. Avoid hot dry surfaces.
- Avoid contact with gills and eyes of fish and try to keep shaded (particularly dhufish).
- Fully support the body of large fish at all times to avoid organ damage.

SOME SPECIES FOR WHICH THIS DEVICE CAN BE USED

- West Australian Dhufish
- Pink Snapper
- Breaksea Cod
- Mulloway / Northern Jewfish
- Baldchin Groper and other Tuskfish
- Red Emperor
- Various Cod Species
- Nor-west Snappers



It is the responsibility of the angler to maximise the chances of survival of fish that are released. This information is provided as part of the Australian Government, Recreational Fishing Community Grants Programme.



Department of Fisheries
Government of Western Australia



Distributed by Sunset Sinker Supplies
PO Box 2060 Clarkson WA 6030
Trade Enquiries (08) 9306 8889

Recfishwest
PO Box 34, North Beach WA 6920
(08) 9246 3366

www.recfishwest.org.au

THE RELEASE WEIGHT

PROVEN BEST PRACTICE
FOR RELEASING DEMERSAL
REEF FISH



The release of marine fish has become increasingly important to recreational anglers. Fisheries regulations and management tools such as size limits, bag limits and closed seasons as well as a stronger conservation ethic has resulted in more fish being released.

Reef fish caught in deep water may require special handling to improve survival. Many deep water reef species, such as Dhufish, Breaksea cod, Baldchin Groper are susceptible to barotrauma when raised to the surface from depths of around 20 metres or more.

Barotrauma results from the expansion of gases in the swim bladder and other organs when fish do not have time to adjust to the rapid changes in water pressure as they are pulled to the surface.

The physical effects of barotrauma can be seen in the form of inflated abdomen, bulging eyes, stomach protruding from the mouth and distended intestines.

Undersize or unwanted fish that are returned to the water showing signs of barotrauma may often have difficulty swimming and returning to the bottom and subsequently are at much higher risk to post-release mortality.



THE RELEASE WEIGHT

This device essentially comprises of a weighted barb-less hook. The release weight is attached through the jaw of a fish to be released, lowered into the water, and then easily detached from the fish by a tug on the line when it reaches the bottom.

The release weight can either be attached to an existing fishing rig via the clip or used on a rod and reel or handline specifically set aside for releasing fish.



USING THE RELEASE WEIGHT

The release weight is simple to use. The complete release procedure can be performed by one person for small fish while larger fish will need the co-operation of two people.

SINGLE OPERATOR

-Small fish only

Attach the release weight through the jaw of the fish. Hold the fish in one hand and the rod or handline ready for free spool in the other. Place the fish into the water and let the attached line run free as the fish is released.

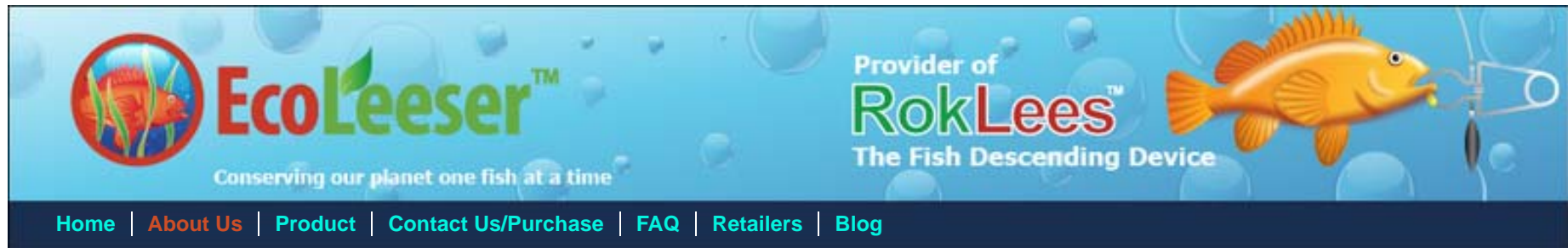


TWO PERSON APPROACH



-Recommended for large fish

Whilst one person supports the body of the fish the other can attach the release weight to the jaw and then operate the rod or handline as the fish is released.



About Us

Background

All who love to fish need to be concerned about conserving our sustainable oceans and natural resources. Through experience a product was designed and developed by **EcoLeeser**, which is called the **RokLees** that returns Rockfish and other species back down to their habitat. With the **RokLees** our goal is to preserve fish that would otherwise float away on the surface and eventually die. Our inexpensive, conservation and easy to use product will help preserve and increase the stock of Rockfish for future generations to enjoy.

Rockfish (*Sebastes* spp.) and other species of fish are unique in that they have a swim bladder, an internal buoyancy device that allows fish to adjust their depth. When fish are caught they are rapidly brought to the surface, which does not allow the fish adequate time to equalize. This causes rapid bladder expansion known as barotrauma (pressure shock). Fish suffering from extreme barotrauma have external symptoms like bulging eyes, pushed out esophagus and bloating. Typically, fish displaying these symptoms do not survive.


Miraculously, many fish can recover from barotrauma if they are properly released to their respective depths as soon as possible. Without intervention, a fish with barotrauma may die from the progression of its wounds or succumb to temperature shock or predators. "Floaters" – overly inflated fish that cannot re-descend on their own – are especially easy targets for sea gulls and sea lions. As a result **EcoLeeser** has developed **RokLees** that successfully releases rockfish back to the bottom.

Company Background

EcoLeeser is a company that designs, develops and sells fishing, environmental and waterborne products and solutions for various applications.

Management

The management team has many years of experience in the fishing, waterborne and plumbing industries as entrepreneurs and business leaders. Specifically the team has managed a number of businesses. **EcoLeeser** personnel have also designed a number of seagoing and environmental products.



Like 32 people like this. [Sign Up](#) to see what your friends like.

[View Cart \(0 Items\) \(/cart\)](#)

(/)

Stop Venting, Start Descending!

About Us

The SeaQualizer was initially designed targeting the Red Snapper fishery in the Gulf of Mexico. The "Standard SeaQualizer" with its release depths of 50', 100', & 150' was the answer to the Red Snapper's (and other bottom dwellers) losing battle with Barotrauma and venting tools.

After the device was put on the market it came to light that there were many other fisheries that were suffering from the same issues that the Gulf of Mexico was facing. Fish were being brought up from depth bloated and unable to be returned all across the United States, and it wasn't just in the Saltwater industry.

The Rock Fish fishery on the West Coast of the country was the first group to come forward and approach us with a need for the device in their area. Rock Fish are caught at a deeper depth than the Red Snapper so that brought about the need for the "Deep Water SeaQualizer." With release depths of 100', 200', & 300' it gave anglers fishing in up to 600' of water to return bycatch as quickly and effectively as possible.

Next was the Striper industry. When we were first approached by striper fishermen in the southern states looking for a way to return their fish caught in the deeper lakes we were surprised to hear that they experienced some of the same problems as the saltwater fisheries. These fish though we discovered may not have just been suffering just from the effects of Barotrauma. They showed no physical signs but were sluggish and floated at the surface like a fish that suffered Barotrauma. After a little research we discovered that thermocline issues played a big role in why these fish were having problems returning to depth. The large difference in temperature from where the fish were being pulled from and the surface temperature caused the fish to show similar signs as Barotrauma. We discovered that these effects were also reversible by bring the fish back down to depth. The Striper fishermen though did not require such deep releasing device so the "Striper SeaQualizer" was born with

depths of 30', 50', & 70'.

Everything that we have worked for with our SeaQualizer product to to look for a way to help ensure that future generations get to experience what we have experienced fishing.

Join the movement! Stop Venting, Start Descending!

[Home \(/\)](#) [Shop \(/products\)](#) [Our Story \(/about\)](#)

[Contact Us \(/contact\)](#) [Terms \(/terms\)](#)




Copyright © 2014 SeaQualizer, LLC. Powered by Online Store




Click here to download
plugin.

Click on sound control bar to restart sound bite of SFD™



The SFD™ is a simple device used to decend fish with bloated air bladder back down greater than 30 feet to allow the water pressure to recompress fish's air-bladder. For all species including rockfish, walleye, black bass, lake trout, groupers and all species that suffer barotrauma





**Ethical fishermen
don't leave floaters**

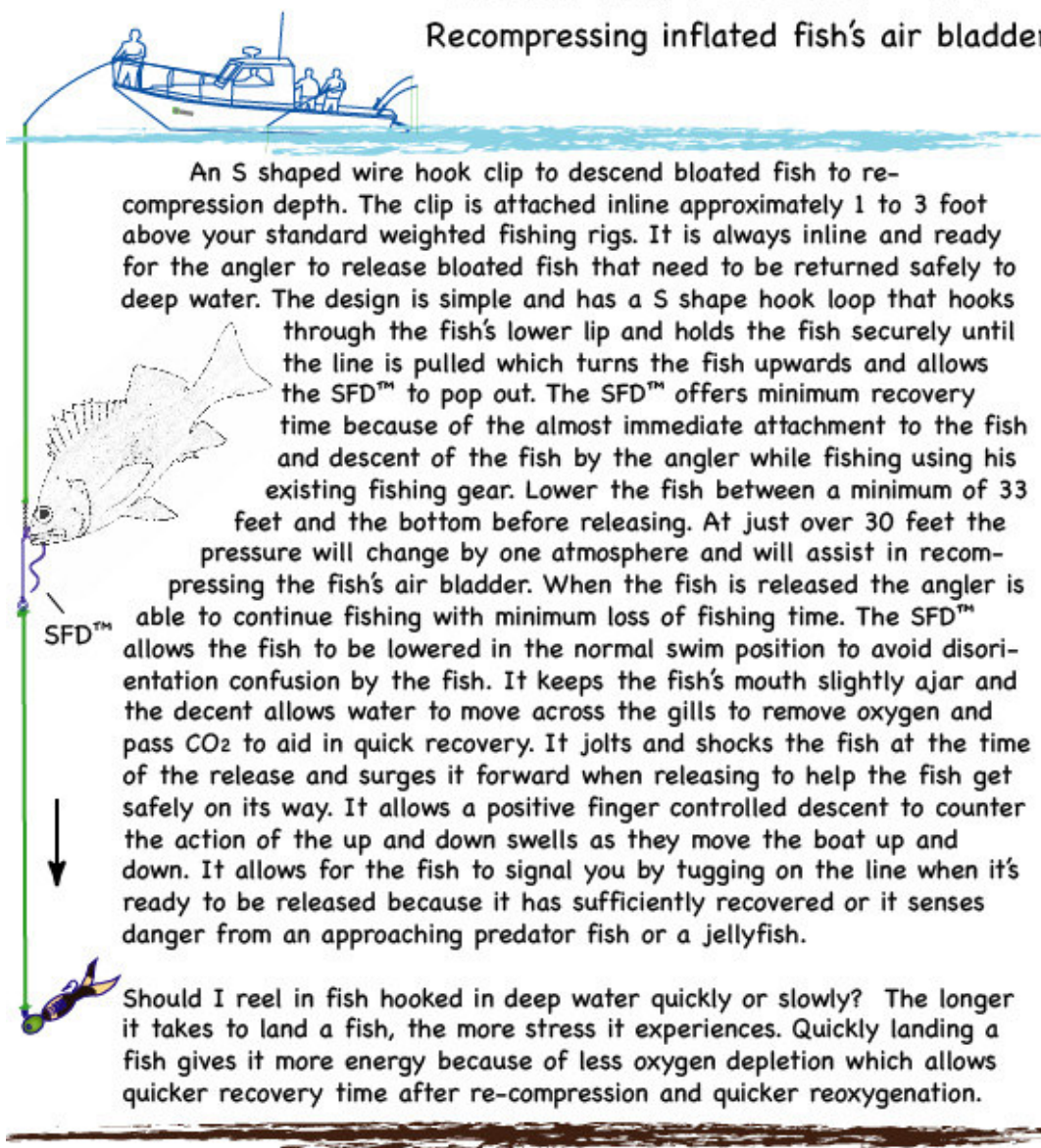


Bill Shelton with rockfish attached to SFD™

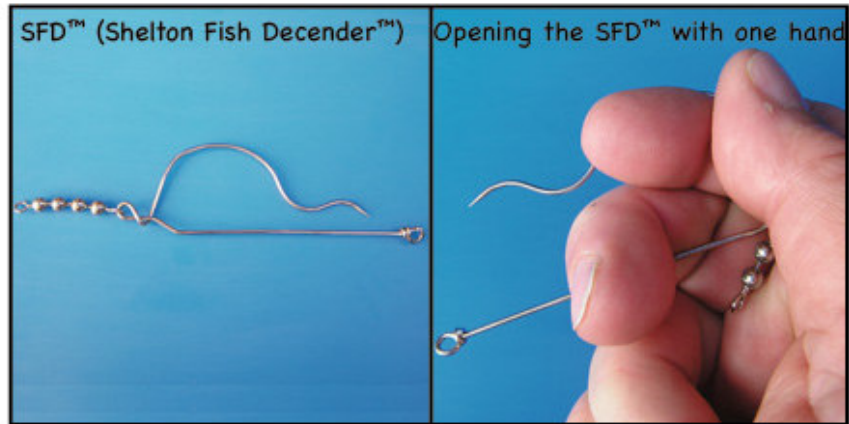


Shelton Fish Descender™ SFD™

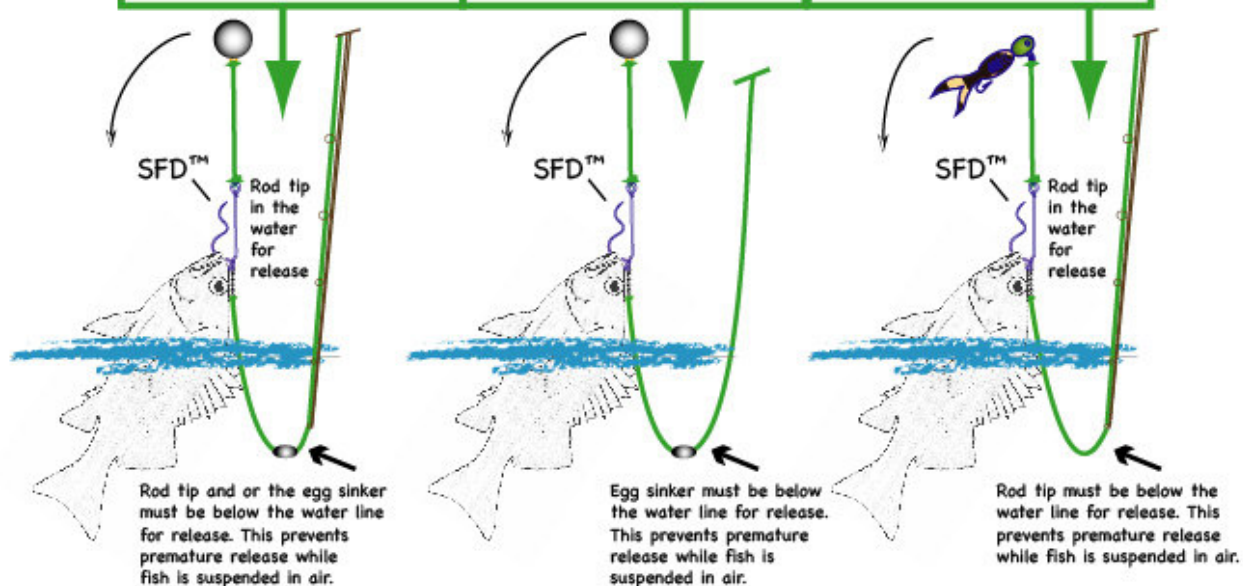

Recompressing inflated fish's air bladder.



A fish that is unable to remain upright and struggles on the surface is severely oxygen starved and/or has an over-inflated gas bladder. This fish stands a poor chance of surviving. Releasing fish to die or be picked off by birds and sea lions is very hard on our fishery. It is difficult for them to swim down far enough to de-compress. The angler must make their decision to keep or release a fish as soon as it is landed. There are many species required by law to be released.



SFD™ setups for sports boat and party boats.



How to hook up and descend a rockfish

Catch fish and open SFD™ with one hand while holding rockfish. Insert SFD™ through thin part of lower lip membrane. Lower fish into the water as shown above. Throw weighted lure or weight over with reel in thumbed free spool and descend fish to recovery depth. When fish signals by tugging, quickly snap line upward to release fish. On the fishing setup lower your rig to bottom and continue fishing. "Helping our fishery resources is everybody's business!"

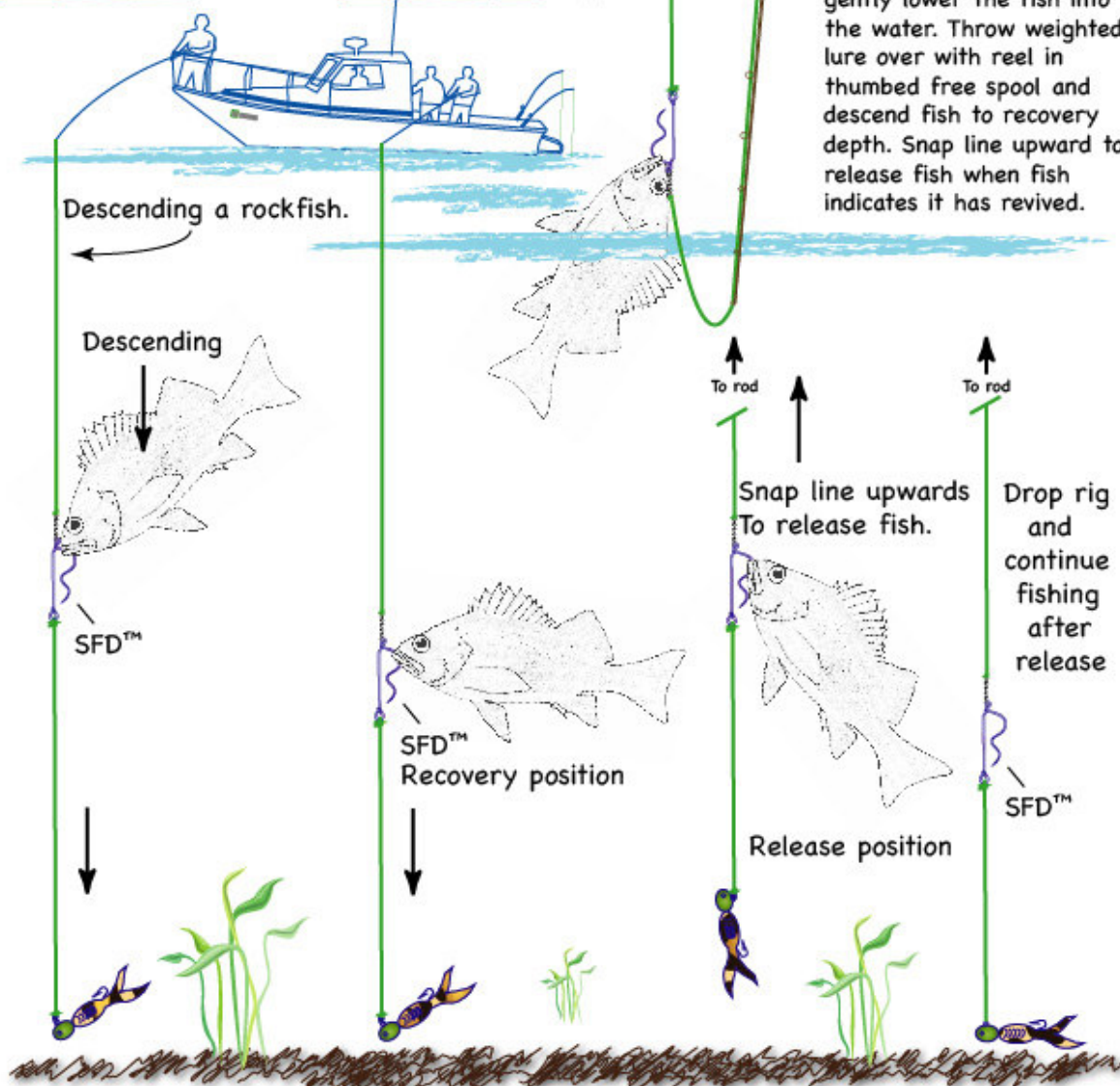
Copyright 2004 Shelton Products Protected under USA patents D469502 and 5884428

(Shelton Fish Descender™)

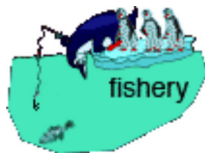


How to descend a rockfish

Catch fish and open SFD™ with one hand. Hook fish through lower lip. Remove lure that you caught fish with. Lower fish into the water using the fishing weight to gently lower the fish into the water. Throw weighted lure over with reel in thumb free spool and descend fish to recovery depth. Snap line upward to release fish when fish indicates it has revived.



Copyright 2004 Shelton Products Protected under USA patents D469502 and 5884428






Rock fish that has minor barotrauma



Insert SFD™ through lower lip as shown above.



SFDing 3 rock fish at a time.




Inserting SFD in lower lip. (Lower lip only)



Inserting SFD in lower lip. (Thin soft membrane only)



Bill Shelton shown preparing to SFD the above rockfish.



Lower rockfish into water if possible.



Drop weight away from rockfish (to prevent tangles)

This pulls the rockfish down for recompression of the air bladder.

Lower to the desired depth and quickly snap line upwards to release rockfish from SFD™

How to web page of hooking SFD™ and lowering fish into the water for descent.

[Hooking fish to SFD™](#)

SFD™ pictures.

[SFD™ Pictures](#)

Patent Pending plus protected under other patents

[VIDEO CLIPS](#)

The below movies requires QuickTime by Apple to view.

You only need the basic free version, you don't need the Pro Quicktime to view these videos.

For a **free** copy of QuickTime for PC or Mac



[QuickTime for PC or Mac](#)

[SFD™-----Recompressing rock fish with a SFD™ \(Shelton Fish Decender™\)](#)

On this day angler Bill Gygax saved a rockfish from barotrauma with a SFD™ The setup was an in-line SFD™with standard

rock fishing gear by recompressing the rock fish air bladder and re-oxygenating with a SFD™ **[SFD™ in Action](#)**

[More detailed movies below on saving fish suffering barotrauma below.](#)

Full color underwater video of the release after fish's air bladder is recompressed. **[SFD™ in full color](#)**

More underwater video of the release after fish's air bladder is recompressed. **[More underwater shots](#)**

Three minute nonstop clip of catching and SFDing 4 rockfish with a SFD™ **[SFD™ Red Hot Action](#)**

More underwater video of the release after fish's air bladder is recompressed. **[SFD™ underwater movie](#)**

Recompressing rock fish by angler using his existing rock fishing weight with the SFD™ mounted in line. This is one method that would be used on party and sports boats to recompress fish. **[SFD™ angler movie](#)**

Listen to a sound bite of recompressing rock fish with a SFD™ (Same as above) **[SFD™ sound bite](#)**

Ling attacking a group of rockfish **[Ling Attack](#)**

[Tutorial of recompressing rock fish with a SFD™](#)

The following pages are PDF files requiring Adobe Reader or similar to read these files. For a free copy of Adobe Reader go to [Adobe Reader](#)

Down load the 5 pages of the PDF files.

[SFD™ page one PDF](#)

[SFD™ page two PDF](#)

[SFD™ page three PDF](#)

[SFD™ page four PDF](#)

[SFD™ page five PDF](#)

Back to Shelton Products home page [Shelton Products](#)



We hope you enjoyed Shelton Products pages. If you can't stop and buy anything, then honk your horn, smile, wave and e-mail me at bill@sheltonproducts.com as you surf by. We'll leave the e-mail slot open for you.

All products unique trade names are trademarked.

All products are patented

Copyright 2005 Bill Shelton All rights reserved
This page created by Bill Shelton